



# 30 WAYS TO SAVE ENERGY

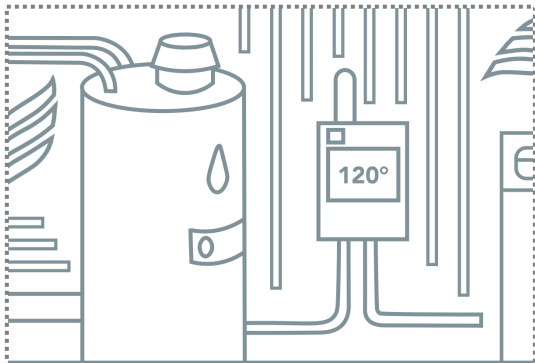
COLORING MINI-BOOKLET

Constellation  
The Green Company



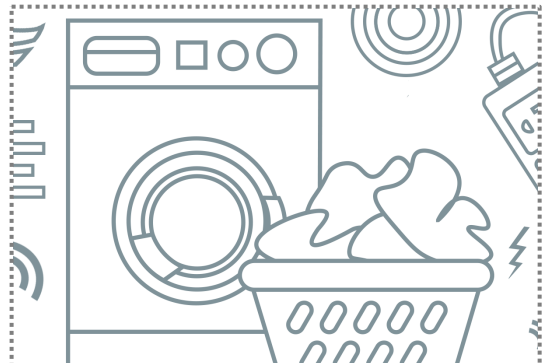
Air dry dishes instead of using your dishwasher's drying cycle.

Constellation  
The Green Company



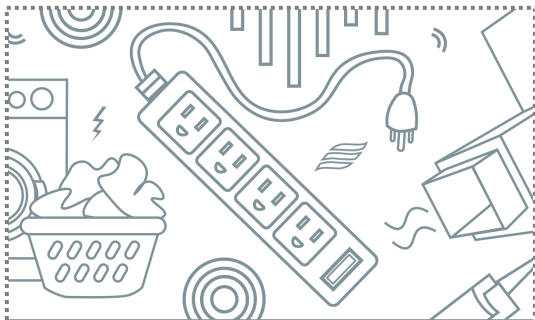
Lower the thermostat on your water heater to 120°F.

Constellation  
The Green Company




Wash only full loads of dishes and clothes.

Constellation  
The Green Company



Plug home electronics into power strips; turn the power strips off when the equipment is not in use.

Constellation  
The Green Company




Insulate heating ducts. In a typical house 20-30% of the air moving through the duct system is lost due to leaks.


Constellation  
The Green Company



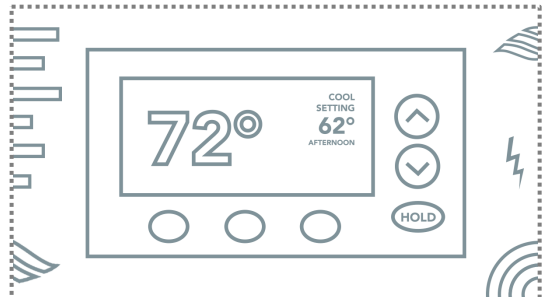
For maximum water efficiency use low-flow showerheads.




Use ENERGY STAR®-qualified CFL and LED bulbs. These LEDs and CFLs use 20-25% of the energy of traditional incandescent bulbs.



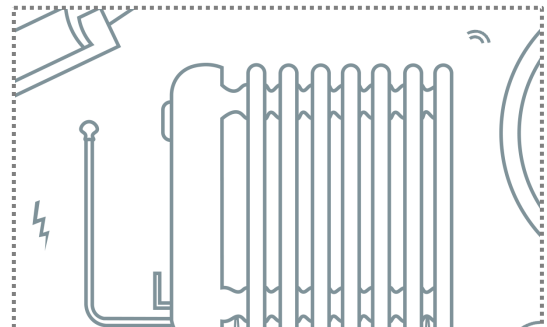
Turn off incandescent lights when you are not in the room. 90% of the energy they use is given off as heat, and only about 10% results in light.



Install a programmable thermostat to lower utility bills and manage your heating and cooling systems efficiently.

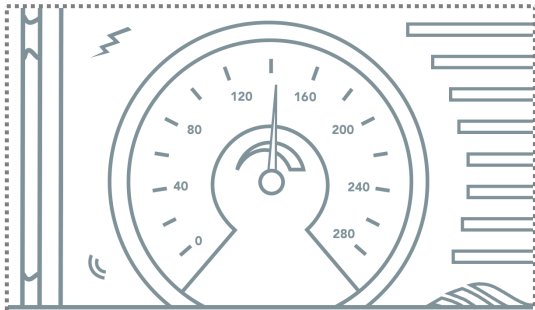


Seal air leaks. Sealing air leaks can result in up to 30% energy savings, according to energy.gov.

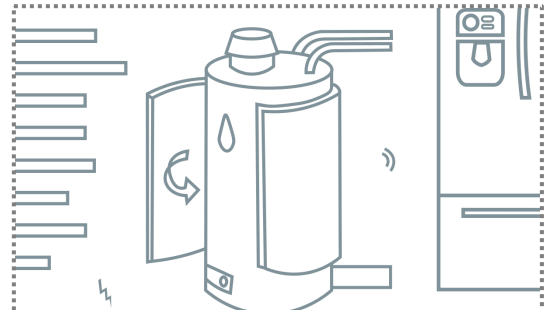


Don't block radiators.







Raise the temperature slowly to keep your bill lower. Quickly raising your heat pump's temperature activates the heat strip, which uses more energy.




Add an insulating blanket to older water heaters, this could reduce standby heat losses.



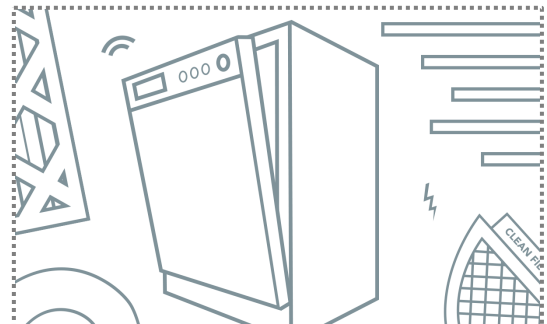
Older appliances are often less energy efficient. Replace them with ENERGY STAR® products.



Use microwaves and toaster ovens to cook or warm leftovers. You'll use less energy than cooking with a conventional oven.

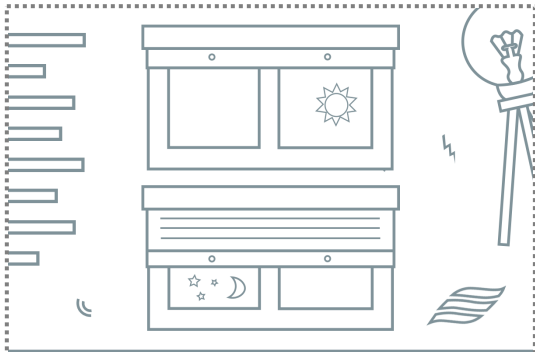


Remember to clean/replace filters in furnace. A dirty filter slows down air flow and makes the system work harder.



Avoid using the rinse hold setting on your dishwasher. This feature uses 3-7 more gallons of hot water per use.

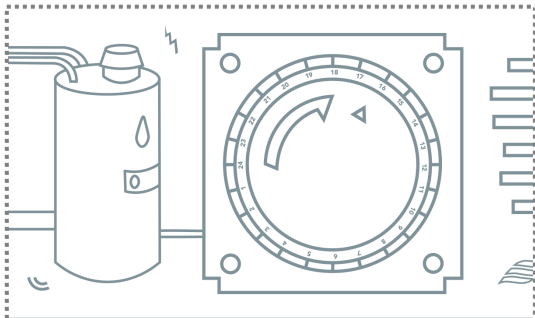





Open curtains facing the sun during the day; close curtains and blinds at night.



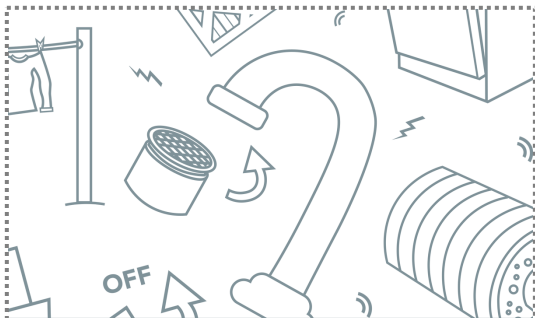
Take shorter showers. A typical shower head spits out an average of 2.5 gallons per minute. Reducing your shower time by 4 minutes per day may save 3650 gallons annually if you shower once a day.




Install a timer for your water heater that will turn it off when you are not at home or at night.



Air dry clothes. But if you prefer a dryer, check out our blog to find out which is more efficient—the gas or electric dryer.




Add aerators to your faucets. Choose aerators with a flow rate of no more than 1.0 gpm for maximum savings.



Insulate hot water pipes. This reduces heat loss and can raise water temperature 2° F–4° F hotter than uninsulated pipes, allowing you to also lower your water temperature setting, for additional savings.





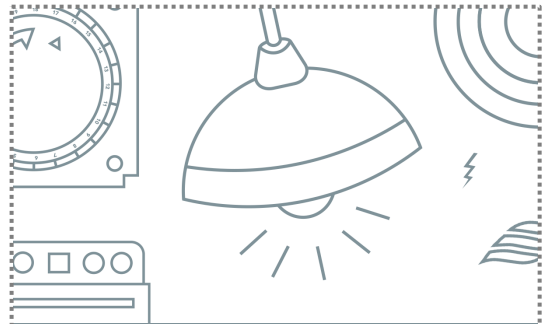
Clean the dryer lint filter regularly to keep your dryer running efficiently. Use the long nozzle on your vacuum periodically to clean out particles that get beyond the filter.



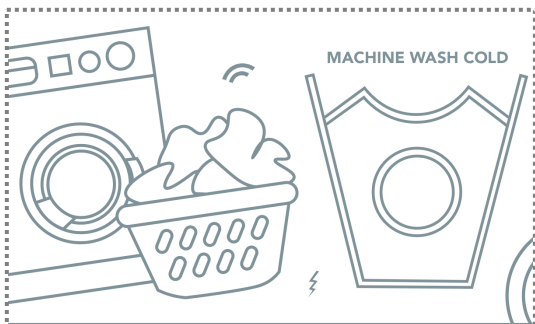
Set your computer to sleep or hibernate mode instead of using a screen saver so it uses less electricity during periods of inactivity.



Keep the oven door closed while cooking – the temperature can drop by as many as 25 degrees each time you open the oven door.



Replace your five most-used light fixtures and/or bulbs with ENERGY STAR® products.




Wash clothes with cold water; today's laundry detergents work just as well in cold water.



Turn off your water heater if you plan on leaving home for a few days. Most models will reheat the water to the set temperature in about an hour.





Unplug battery chargers when the batteries are fully charged or the chargers are not in use. Many chargers draw power continuously, even when the device is not plugged into the charger.



### MY EARTH DAY PLEDGE

I WILL \_\_\_\_\_  
\_\_\_\_\_  
\_\_\_\_\_  
\_\_\_\_\_  
\_\_\_\_\_  
\_\_\_\_\_  
\_\_\_\_\_

### MY EARTH DAY PLEDGE

I WILL NOT \_\_\_\_\_  
\_\_\_\_\_  
\_\_\_\_\_  
\_\_\_\_\_  
\_\_\_\_\_  
\_\_\_\_\_  
\_\_\_\_\_

\_\_\_\_\_  
YOUR NAME